



## garden of gratitude

Give a sweet end-of-the-year gift to a beloved teacher with words of appreciation from the entire class.

1. Download our flower circle template from [familyfunmag.com/printables](http://familyfunmag.com/printables). Make copies so that you'll have one flower per student.
2. Cut out the circles. Give one to each student in your child's class, with a note asking them to decorate their flower and write a thank-you message on it.

3. Decorate a 4-inch-wide round papier-mâché box (found at many craft stores). Include a note inside the lid for the teacher, as shown.
4. Fill the box with the finished flowers. Give it to the teacher along with a gift card to an office supply store or a coffee shop, if you like.



### TAKE IT FURTHER

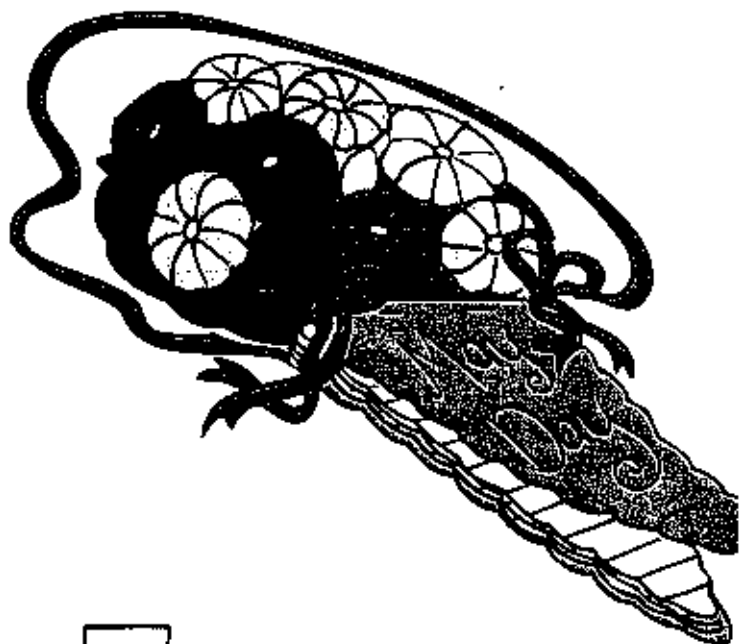
This idea can be modified for Mother's Day: kids can write something they love about Mom (hint, hint!) or Grandma on each flower.

# A May Wish Basket


An Individual Student Book

## Materials \_\_\_\_\_

- writing form on page 57
- bouquet pattern on page 58
- 12" x 18" (30.5 x 45.5 cm) tag board
- 9" x 12" (23 x 30.5 cm) construction paper
- 25" (64 cm) piece of yarn or ribbon
- 2 paper fasteners
- glue
- hole punch, scissors
- crayons or felt pens

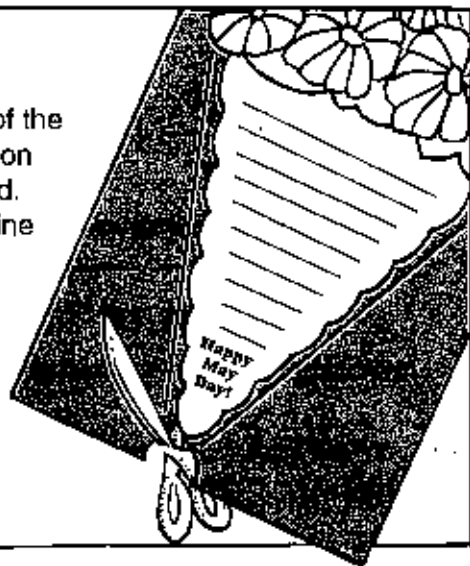


- 1** Color the bouquet pattern. Glue the cut out pattern to the tag board.




**2**

Lay a copy of the writing form on the tag board. Draw a cut line around the outside of the bouquet and form. Cut it out.



**3**

Cut a front cover from construction paper the same size as the writing form. Lay the forms and the cover on the bouquet. Punch 4 holes. Insert 2 paper fasteners through the inside holes and tie the yarn through the outside ones.





## Writing Suggestions \_\_\_\_\_

Write a wish to go with your May Basket.

Hang the basket on the door of a friend and ring the doorbell. Then run and hide.

Watch to see if the flower basket and the wish make your friend smile.






**Happy**

**Day!**

**Word Box**

every school  
cooking driving  
loving special



Dear Mother,

Thank you for \_\_\_\_\_

Love,