


Name _____

MENTAL MATH: ADDING WHOLE NUMBERS



FLOWER POWER

Use  to cut out the flower parts. Paste them on the stem when you have the answer. Then color the flower.

First, Label parts of the flower.

1. Can you put this flower together so the sum is 9 in every direction?

5 2

1

3 4

2. Can you put this flower together so the sum is 12 in every direction?

7 1

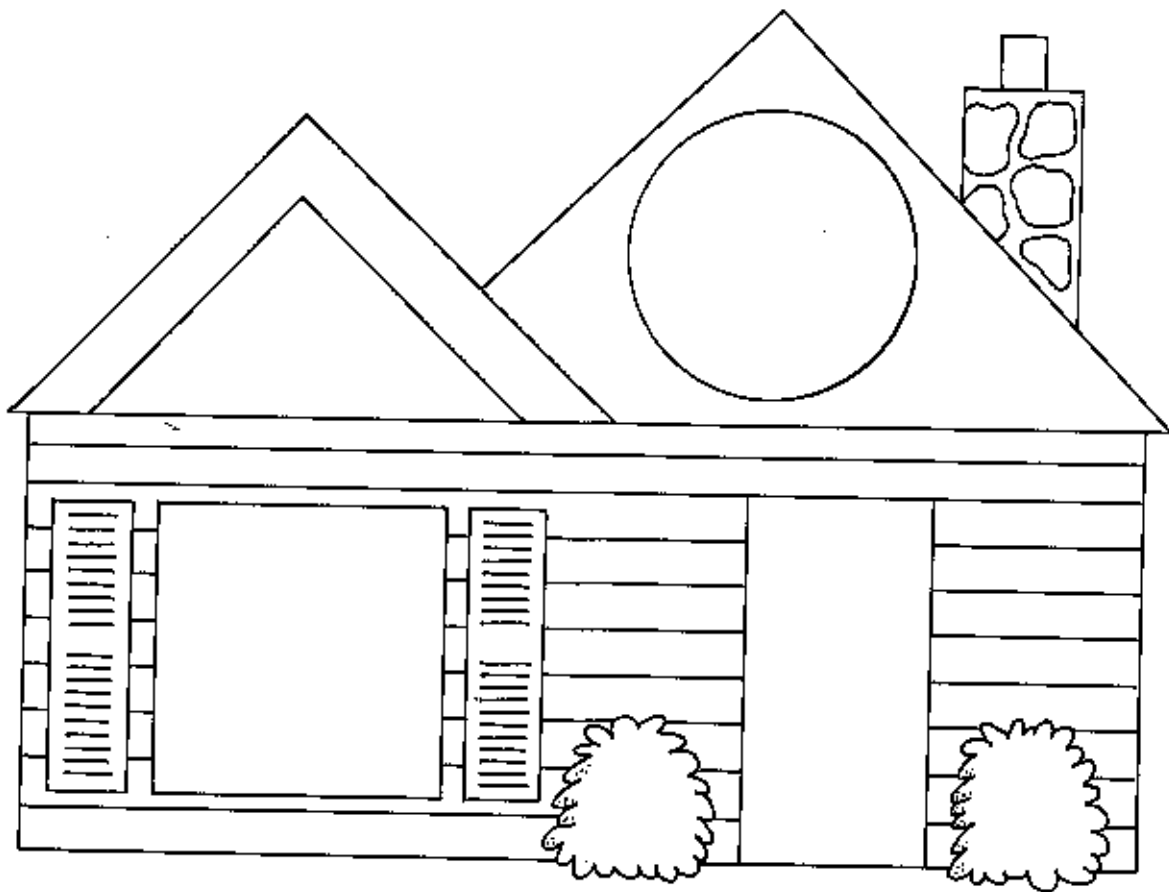
4 2 3

5 6

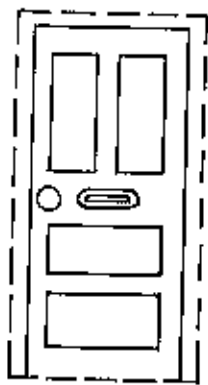
Name _____

Words for Shapes

Cut out each shape.
Paste it in the correct place.



Readiness



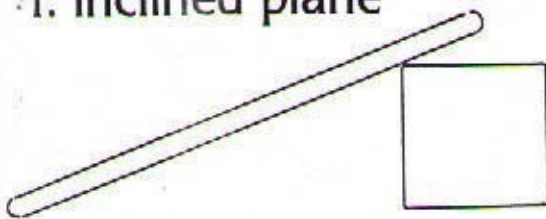
How We Got the Job Done

Job I need to do:

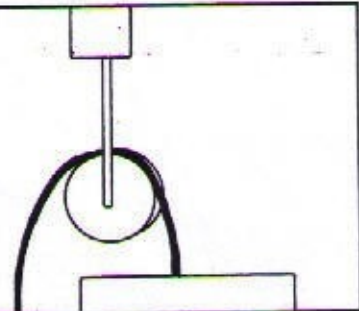
Problem:

Solution: What simple machines would help me do the job?

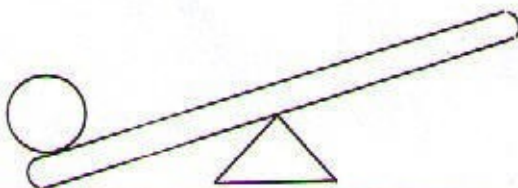
1. inclined plane



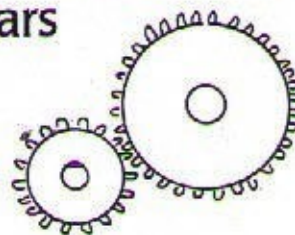
3. pulley



2. lever



4. gears

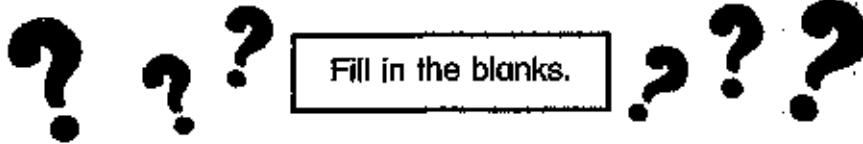


This form is used with the student-authored book on pages 100 and 101.

The Big and Little
Scaling Activity

by _____

Mystery Substance Lab Sheet



1) **Purpose:** To identify the unknown substance by its _____

2) **Hypothesis:** What do you think the mystery substances are?

Container A _____
 Container B _____
 Container C _____
 Container D _____

3) **Procedure:** Describe the steps you took to identify the mystery substances.

4) **Observation:** Use your senses to carefully describe each mystery substance.

Container A _____

 Container B _____

 Container C _____

 Container D _____

5) **Conclusion:** Identify each mystery substance.

Container A _____
 Container B _____
 Container C _____
 Container D _____

Bonus Box: Look at a picture in a magazine for one minute. (A friend can time you.) Close the magazine and list as many things you observed in the picture as possible. Look at the picture again. How observant were you?



When I mix

and

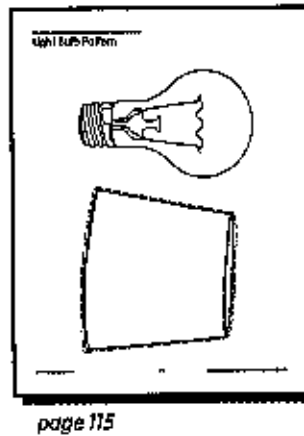
I get

Name _____

Basic Steps to Follow



Materials:

- bulb and shade pattern on page 115
- 9" x 12" (23 x 30 cm) white construction paper
- writing paper
- tagboard for front and back covers
- paste
- stapler
- scissors
- pencils
- crayons or felt pens
- reference books on the topic of electricity



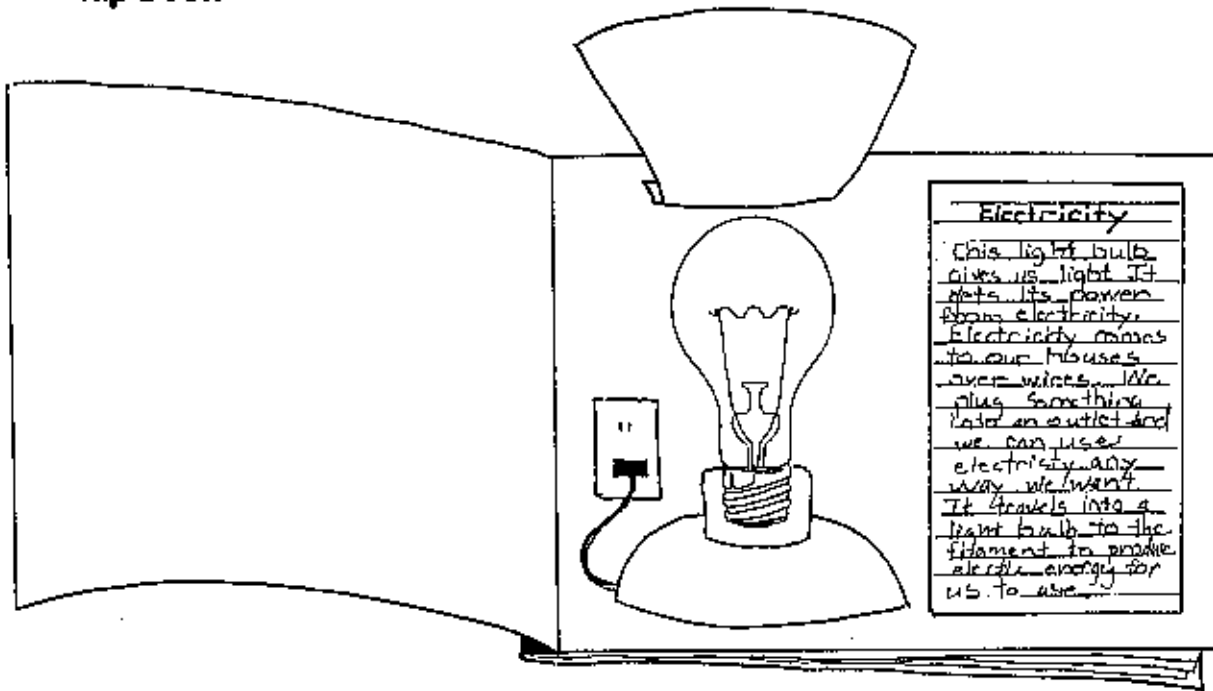
Directions:

1. Cut out the pattern pieces.
2. Lay the bulb on the construction paper.
3. A light fixture is drawn on the paper to fit with the light bulb. The bulb is pasted in place.
4. The lamp shade is pasted as a flap over the light bulb.
5. Students complete a rough draft on the topic. After it is proofed and corrected, it is copied on the writing form.
6. All student pages are assembled together. A hinged cover is made from the tagboard. See page 3 for directions.
7. Staple the front and back covers and the stories together in the left margin.



Electricity

A Flap Book

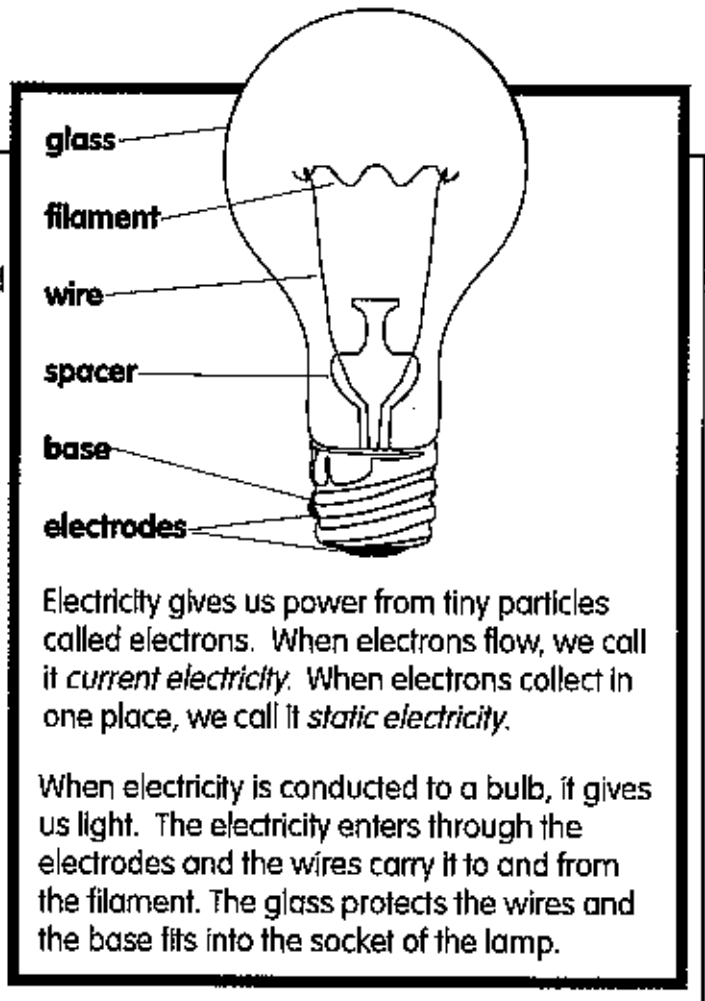


Project:

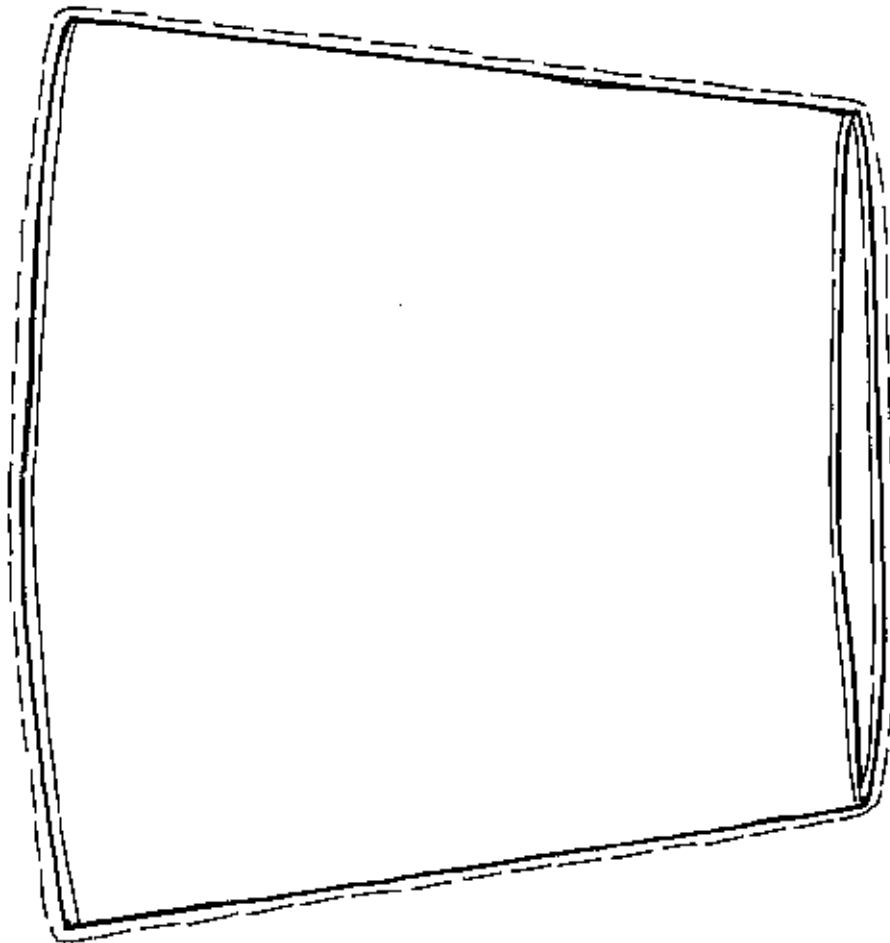
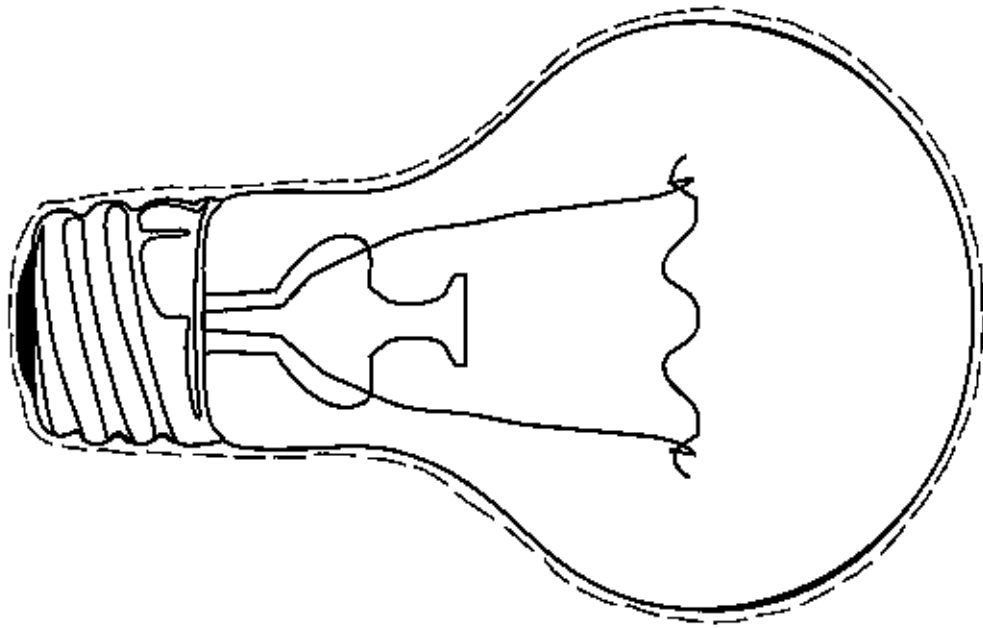
Read about current and static electricity. Now let students put what they have learned to work in this class book.

Topics:

1. What is electricity?
2. Where does electricity come from?
3. Is there more than one kind of electricity?
4. How does a light bulb make use of electricity?
5. How do light bulbs differ?



Light Bulb Pattern

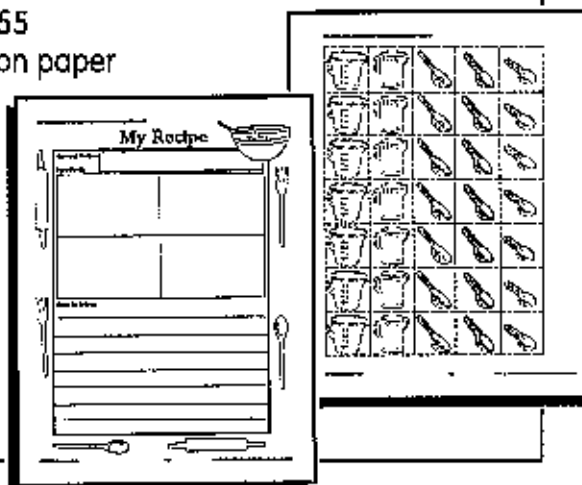


Basic Steps to Follow

Materials:

- the writing form on page 154
- the cup/spoon form on page 155
- 9" x 12" (23 x 46 cm) construction paper
- pencils
- crayons or felt pens
- stapler
- paste
- scissors

pages 154 and 155




Directions:

1. Students plan the recipe. They will use the measuring cups and spoons patterns to show how much of an ingredient is needed in the recipe.


2. Then students are to tell step-by-step what needs to be done to make the recipe.

3. The class papers are collected together. A cover is created from construction paper. Make a border with the measuring cups and spoons patterns and have each student sign one.

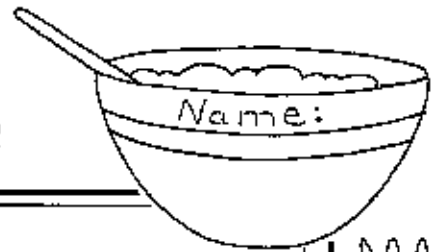


Extension:

Place this recipe book in a center with a set of measuring cups and tubs of uncooked rice or beans and a mixing bowl. Let students practice measuring as they concoct these entertaining recipes.



My Recipe


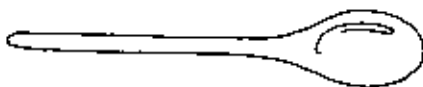


Name of Recipe:

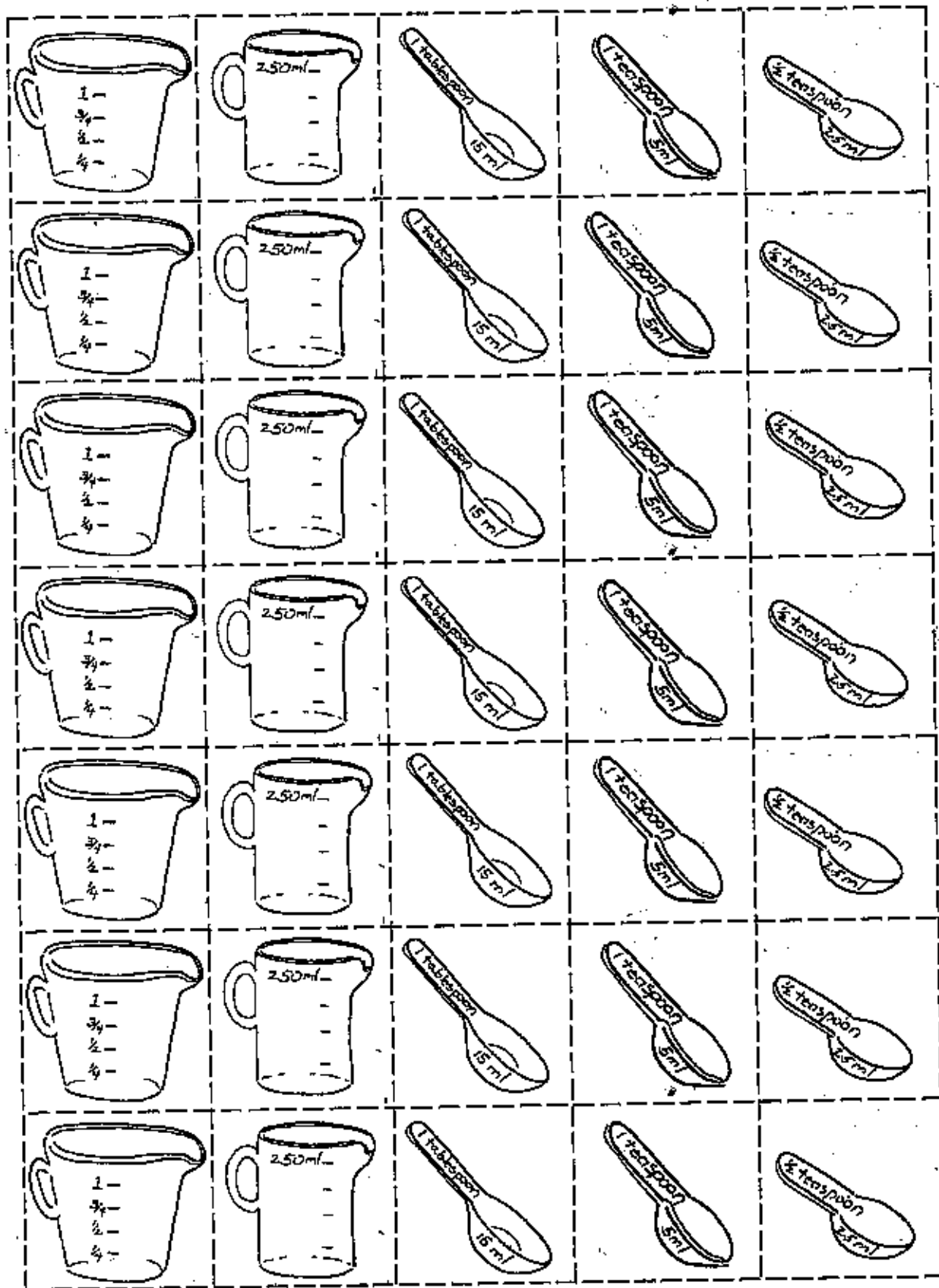
--

Ingredients:

Steps to follow:



This form is used with the student-authored book on pages 96 and 97.



APPLICATION FOR EMPLOYMENT PRE-EMPLOYMENT QUESTIONNAIRE EQUAL OPPORTUNITY EMPLOYER

PERSONAL INFORMATION

DATE _____

NAME (LAST NAME FIRST)		SOCIAL SECURITY NO.	
PRESENT ADDRESS	CITY	STATE	ZIP CODE
PERMANENT ADDRESS	CITY	STATE	ZIP CODE
PHONE NO. ()	REFERRED BY:		

EMPLOYMENT DESIRED

POSITION	DATE YOU CAN START	SALARY DESIRED
ARE YOU EMPLOYED NOW? <input type="checkbox"/> YES <input type="checkbox"/> NO	IF SO, MAY WE INQUIRE OF YOUR PRESENT EMPLOYER? <input type="checkbox"/> YES <input type="checkbox"/> NO	ARE YOU LEGALLY AUTHORIZED TO WORK IN THE US? <input type="checkbox"/> YES <input type="checkbox"/> NO
EVER APPLIED TO THIS COMPANY BEFORE? <input type="checkbox"/> YES <input type="checkbox"/> NO	WHERE?	WHEN?

EDUCATION HISTORY

	NAME & LOCATION OF SCHOOL	YEARS ATTENDED	DID YOU GRADUATE?	SUBJECTS STUDIED
HIGH SCHOOL				
COLLEGE				
TRADE, BUSINESS OR CORRESPONDENCE SCHOOL				

GENERAL INFORMATION

SUBJECTS OF SPECIAL STUDY/RESEARCH WORK	
SPECIAL TRAINING	
SPECIAL SKILLS	
U.S. MILITARY OR NAVAL SERVICE	RANK

FORMER EMPLOYERS (LIST BELOW LAST FOUR EMPLOYERS, STARTING WITH LAST ONE FIRST)

DATE MONTH AND YEAR	NAME & ADDRESS OF EMPLOYER	SALARY	POSITION	REASON FOR LEAVING
FROM				
TO				
FROM				
TO				
FROM				
TO				
FROM				
TO				

REFERENCES: GIVE BELOW THE NAMES OF THREE PERSONS NOT RELATED TO YOU, WHOM YOU HAVE KNOWN AT LEAST ONE YEAR.

NAME	ADDRESS	BUSINESS	YEARS KNOWN

AUTHORIZATION

"I certify that the facts contained in this application are true and complete to the best of my knowledge and understand that, if employed, falsified statements on this application shall be grounds for dismissal.

I authorize investigation of all statements contained herein and the references and employers listed above to give you any and all information concerning my previous employment and any pertinent information they may have, personal or otherwise, and release the company from all liability for any damage that may result from utilization of such information.

I also understand and agree that no representative of the company has any authority to enter into any agreement for employment for any specified period of time, or to make any agreement contrary to the foregoing, unless it is in writing and signed by an authorized company representative.

This waiver does not permit the release or use of disability-related or medical information in a manner prohibited by the Americans with Disabilities Act (ADA) and other relevant federal and state laws."

DATE _____ SIGNATURE _____

DO NOT WRITE BELOW THIS LINE

INTERVIEWED BY _____ DATE _____

REMARKS

NEATNESS		CHARACTER		
PERSONALITY		ABILITY		
HIRED	FOR DEPT.	POSITION	WILL REPORT	SALARY WAGES

APPROVED: 1. _____ 2. _____ 3. _____
EMPLOYMENT MANAGER DEPARTMENT HEAD GENERAL MANAGER

This application for employment is sold only for general use throughout the United States. Adams assumes no responsibility and hereby disclaims any liability for the conclusion in this form of any questions or requests for information upon which a violation of local, state, and/or federal law may be based. It is the user's responsibility to assume that this form's use complies with applicable laws, which change from time to time.